



Factor Rating Interpretation Guide Transformational Leadership

What is Transformational Leadership?

Transformational Leadership measures the perception over the past three months that leaders encourage, inspire, and motivate others to meet new challenges and accomplish tasks beyond what they felt was possible. Characteristics of a transformational leader include idealized influence or charisma, inspirational motivation, intellectual stimulation, and individualized consideration.^{2,4}

The DEOCS asks participants to rate their unit commander or organization leader and senior enlisted leader on *Transformational Leadership*. The following items are used to assess *Transformational Leadership* using a five-point response scale from *Strongly Disagree* to *Strongly Agree*:

- My unit's/organization's leader communicates a clear and motivating vision of the future.
- My unit's/organization's leader takes actions that are consistent with [Service Component] values.
- My unit's/organization's leader supports and encourages the development of others.
- My unit's/organization's leader encourages their subordinates to think about problems in new ways.
- My unit's senior NCO/SEL communicates a clear and motivating vision of the future.
- My unit's senior NCO/SEL takes actions that are consistent with [Service Component] values.
- My unit's senior NCO/SEL supports and encourages the development of people in my unit.
- My unit's senior NCO/SEL encourages people in my unit to think about problems in new ways.

Note: Survey questions may differ depending on whether the organization is a military unit, Military Service Academy, or civilian organization. Please see the sample survey for each population on the Assessment to Solutions web site (<https://www.defenseculture.mil/Assessment-to-Solutions/A2S-Home/>) for exact wording.

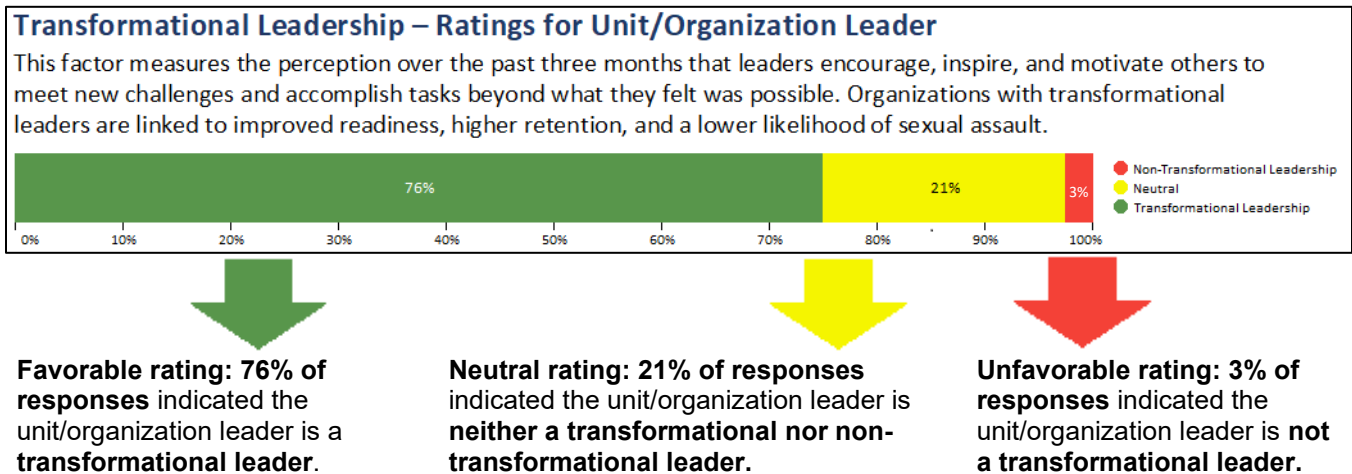
Why is it important?

Extensive research has shown that *Transformational Leadership* is linked to positive outcomes such as increased readiness at the individual and unit level^{1,2} as well as reduced turnover intentions.³ A study of full-time professional US firefighters found that safety-specific *Transformational Leadership* was positively associated with safety climate perceptions and safety compliance behaviors.⁴ Similarly, transformational leadership used by surgeons in the operating room contributed to improved team behavior and suggested that *Transformational Leadership* development “has the potential to improve the efficiency and safety of operative care”, thus positively impacting performance.⁵ A study of 72 light infantry rifle platoon leaders found *Transformational Leadership* ratings of platoon leaders and sergeants to be positively predictive of unit performance, particularly those operating in challenging and uncertain conditions.⁶ Additionally, a study of nursing professionals found that *Transformational Leadership* increased job satisfaction, staff well-being, decreased burnout and overall stress, thus improving staff retention.⁷

For more information on how to review your DEOCS results with these key outcomes in mind, please see the “Strategic Target Outcome Guide” in the Quick Links menu of the DEOCS dashboard.

How do I read my factor ratings?

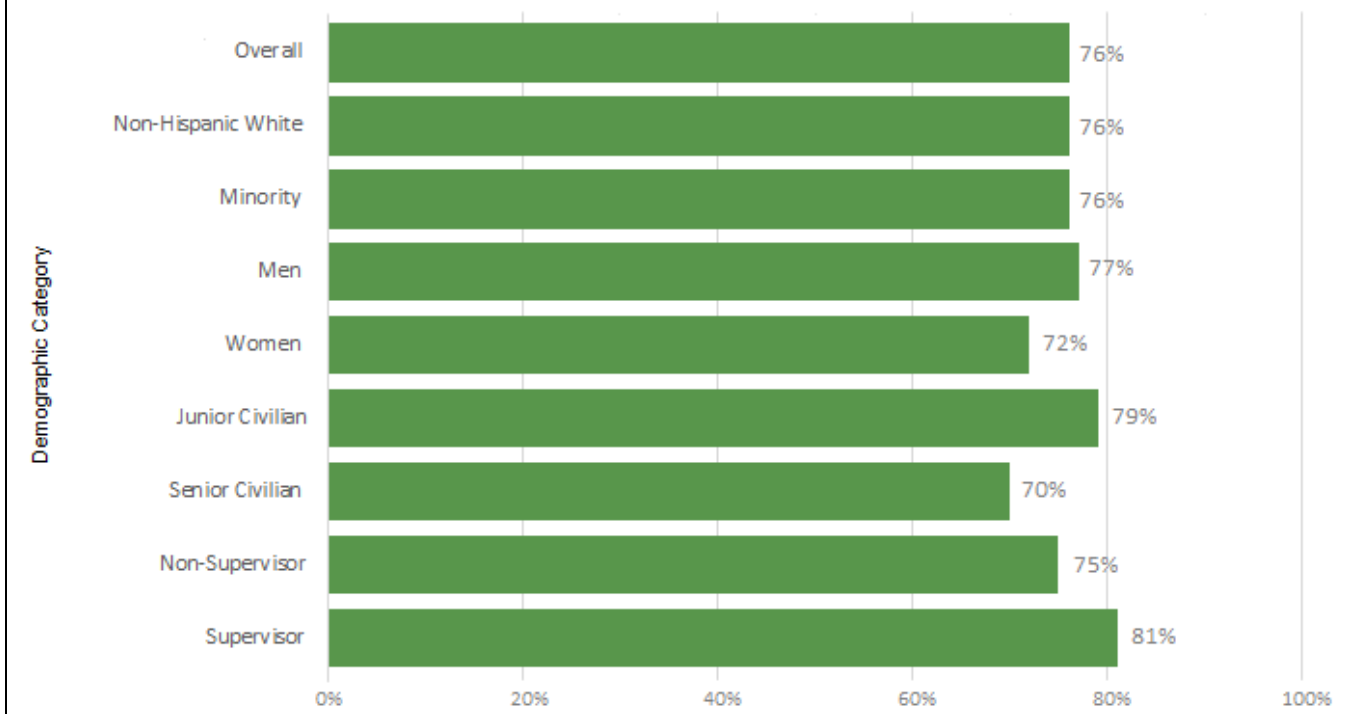
The DEOCS dashboard displays results for *Transformational Leadership* in a stacked bar graph showing ratings for **Non-Transformational Leadership**, **Neutral**, and **Transformational Leadership**. If your unit/organization has a senior enlisted leader/senior NCO, you may also see an additional stacked bar graph with ratings for this individual. Because *Transformational Leadership* is a factor that is measured by multiple questions, you should interpret the results as “X% of responses” (not participants). An example is shown below:



For all graphs showing protective factor results by demographic categories, only the favorable side of the scales will be shown. In the example below, the percentages represent the percentage of responses from each demographic category that indicated the unit/organization leader is a transformational leader.

Transformational Leadership – Ratings for Unit/Organization Leader by Demographic Category

This graph displays the percentage of responses that indicated the unit/organization leader is a transformational leader by demographic category. No data are displayed if fewer than five people responded to this set of questions.



The first bar will always show the overall results and will be the same favorable percentage that is shown in the stacked bar graph. The next bars will represent various demographic categories for your organization. These results can help determine whether some groups of people in your organization have particularly high or low perceptions of climate factors. In addition, you may have different categories than in the example above. If your organization did not have any participants from a particular demographic category or had fewer than five participants from a particular category, you would not see those categories in your graph. For more information on how the demographic groups are created, please see the “Data Overview” in the Quick Links menu of the DEOCS dashboard.


In this example:

- 76% of responses from non-Hispanic white participants indicated the unit/organization leader is a transformational leader, and 76% of responses from minority participants indicated the unit/organization leader is a transformational leader;
- 77% of responses from men indicated the unit/organization leader is a transformational leader, while 72% of responses from women indicated the unit/organization leader is a transformational leader;
- 79% of responses from junior civilian participants indicated the unit/organization leader is a transformational leader, while 70% of responses from senior civilian participants indicated the unit/organization leader is a transformational leader;
- 75% of responses from non-supervisor participants indicated the unit/organization leader is a transformational leader, while 81% of responses from supervisory participants indicated the unit/organization leader is a transformational leader.


You may also see trends over time for your *Transformational Leadership* favorable ratings if

there are previous 5.0 surveys with the same unit identification code (UIC) and the same commander/leader.



When applicable, trends over time are available in the dashboard by clicking on this icon: . They also appear in the PDF reports as a table. Even if your report includes trends over time, the results may not be comparable in certain circumstances. It is important to understand differences in roster size and roster composition at different time points as these items may impact comparability of trend results. Take a close look at the number of participants registered, surveys returned, and the response rate for any surveys for which trends are available to report; use caution when comparing trends over time if there are big differences in these numbers between surveys. Other things, such as deployments or changes in policy, may also make trends less comparable. For more information on factor rating trends, please see the “Data Overview” in the Quick Links menu of the DEOCS dashboard.



Finally, you may see an alert  for your *Transformational Leadership* ratings for the unit/organization leader and/or the senior enlisted leader. This means that your favorable rating for *Transformational Leadership* for the specified leader type is **very low** compared to the other favorable ratings for this factor in your Service component. When applicable, this alert icon appears in the dashboard inside the “Protective Factors – Favorable Ratings” heading; click on the icon to see if *Transformational Leadership* for a specified leader type is listed in the table. The alert icon may also appear in the *Transformational Leadership* sections of the PDF reports. To identify whether your *Transformational Leadership* ratings receive an alert, cut-off scores were created by rank-ordering all favorable ratings for this factor within a Service component. Separate cut-off scores were used for the unit/organization leader and the senior enlisted leader. If your favorable rating for *Transformational Leadership* for the unit/organization leader and/or the senior enlisted leader is below your Service component’s cut-off score, this icon will appear in your report. There are unique cut-off scores for each factor within each Service component. Because of this, you may notice that some of the factors for which you have an alert have very different ratings. For more information on how these alerts are created, please see the “Data Overview” in the Quick Links menu of the DEOCS dashboard.

How are my unit's/organization's ratings created?

Transformational Leadership ratings for the Unit/Organization Leader and the Senior NCO/Senior Enlisted Leader are created by combining responses to four questions from a five-point *Strongly Agree* to *Strongly Disagree* scale, as shown in the example below.

Transformational Leadership Questions	Strongly Disagree	Disagree	Neither Agree nor Disagree	Agree	Strongly Agree	Total
My unit's or organization's leader communicates a clear and motivating vision of the future.	3% (2)	1% (1)	26% (21)	42% (34)	28% (23)	100% (81)
My unit's or organization's leader takes actions that are consistent with my Service's values.	1% (1)	2% (2)	11% (10)	40% (36)	46% (41)	100% (90)
My unit's or organization's leader supports and encourages the development of others.	1% (1)	1% (1)	16% (13)	40% (32)	42% (34)	100% (81)
My unit's or organization's leader encourages their subordinates to think about problems in new ways.	2% (2)	1% (1)	31% (27)	33% (28)	33% (28)	100% (86)
	Non-Transformational Leadership		Neutral	Transformational Leadership		Total responses 338
	$(2+1+1+2+1+1+2+1) / 338 =$ 3%		$(21+10+13+27) / 338 =$ 21%	$(34+23+36+41+32+34+28+28) / 338 =$ 76%		

The table above displays the percentage of responses (and number of responses in parentheses) for each question across the five response options (*Strongly Disagree*, *Disagree*, *Neither Agree nor Disagree*, *Agree*, and *Strongly Agree*). For the first question, two participants selected *Strongly Disagree*; this represents 3% of participants that responded to this question ($2 / 81 = .025$ or 3%).


Note that percentages are calculated out of the total number of participants responding to that question and not the total number of participants taking the survey. Participants can skip questions, so you may notice that total responses to questions vary. In the above example, 81 people responded to the first question so all percentages in this row use 81 as the denominator. 90 people responded to the second question, so all percentages in this row use 90 as the denominator. In addition, factor ratings may not always add to 100% due to rounding.

- The **unfavorable** rating, named **Non-Transformational Leadership**, is a combination of all responses of *Strongly Disagree* and *Disagree* from **all four** questions in the *Transformational Leadership* scale.
 - For this example, two people strongly disagreed with the first question, while one disagreed. In addition, one person strongly disagreed with the second question and two disagreed, one person strongly disagreed with the third question and one disagreed, and two people strongly disagreed with the fourth question and one disagreed. In total, 11 responses were either *Strongly Disagree* or *Disagree* to these four questions ($2+1+1+2+1+1+2+1 =$


- 11).
- To produce an overall score for **Non-Transformational Leadership** representing unfavorable reactions to these four questions, the total number of responses (11) is divided by the total number of people who responded to all of the *Transformational Leadership* questions. 81 people responded to the first question, 90 the second, 81 the third, and 86 the fourth for a total of 338 responses to all four questions. **This produces a Non-Transformational Leadership rating of 3% ($11 / 338 = .0324$).**
 - To create the **Neutral** rating, the same process above is followed, except the score is created from only one response option. The *Neither Agree nor Disagree* responses are added from the four questions.
 - For this example, there are 71 *Neither Agree nor Disagree* responses across all four questions ($21+10+13+27 = 71$). This total is divided by the total number of responses to all of the questions ($71 / 338 = .2101$). **This rounds to a Neutral rating of 21%.**
 - To create the **favorable** rating, named **Transformational Leadership**, the *Strongly Agree* and *Agree* responses are combined.
 - For this example, that is $34+23+36+41+32+34+28+28 = 256$ total responses of either *Strongly Agree* or *Agree*. This total is divided by the total number of responses to all of the questions ($256 / 338 = .7574$). **This rounds to a Transformational Leadership rating of 76%.**

How do I know if my factor ratings are good or bad?

The DEOCS team is working on a data-driven approach that will help you understand what a rating means for an organization's likelihood of positive or negative outcomes. In the meantime, we recommend using the following strategies to help put your Supportive Leadership ratings into context and understand whether actions should be taken to address low favorable ratings:

1. If applicable, review the information in the alert icon  to see if your *Transformational Leadership* ratings for the unit/organization leader and/or the senior enlisted leader are called out. This icon would appear in the dashboard and in the PDF reports if your unit's/organization's favorable rating for *Transformational Leadership* for the specified leader type is very low compared to others in your same Service component. You should consider taking action to raise this rating.
2. Look at the Item Summary table on the *Transformational Leadership* details page for each leader type to understand which questions may be driving your favorable ratings. This factor is created from four questions, so for each leader type compare the percentage of participants who selected *Strongly Agree* or *Agree* to each question. If there are questions that have a lower percentage of participants who selected *Strongly Agree* or *Agree*, these questions are driving a lower favorable ratings and could help you pinpoint more specific actions to increase your favorable ratings for *Transformational Leadership*.
3. Examine the bar graphs showing the overall favorable rating for *Transformational Leadership* for each leader type and the favorable ratings by various demographic groups. Look at each group's rating in relation to the overall unit/organization rating. If any groups have particularly low favorable ratings for *Transformational Leadership*, this could help you plan actions to increase your favorable rating within areas of your

organization.

4. If applicable, review your *Transformational Leadership* favorable rating trends over time for each leader type. You can view these trends by clicking on this icon  in the dashboard; they also appear as a table in the PDF reports. Take note if your ratings are going down over time. You may need to take action to reverse this trend.

Scientific Research References on Transformational Leadership

1. Ng, T.W. (2017). Transformational leadership and performance outcomes: Analyses of multiple mediation pathways. *Leadership Quarterly*, 28, 385-417.
2. Judge, T. A., & Piccola, R. F. (2004). Transformational and transactional leadership: A meta-analytic test of their relative validity. *Journal of Applied Psychology*, 755-789.
3. Suliman, M., Aljezawi, M., Almansi, S., Musa, A., Alazam, M., & Ta'an, W. F. (2020). Effect of nurse managers' leadership styles on predicted nurse turnover. *Nursing management (Harrow, London, England: 1994)*, 27(5), 20–25.
4. Smith, T. D., Eldridge, F., & DeJoy, D. M. (2016). Safety-specific transformational and passive leadership influences on firefighter safety climate perceptions and safety behavior outcomes. *Safety Science*, 86, 92–97.
5. Hu, Y.Y., Parker, S. H., Lipsitz, S. R., Arriaga, A. F., Peyre, S. E., Corso, K. A., Roth, E. M., Yule, S. J., & Greenberg, C. C. (2016). Surgeons' leadership styles and team behavior in the operating room. *Journal of the American College of Surgeons*, 222(1), 41–51. <https://doi.org/10.1016/j.jamcollsurg.2015.09.013>
6. Bass, B.M., Avolio, B.J., Jung, D.I., & Berson, Y. (2003). Predicting unit performance by assessing transformational and transactional leadership. *Journal of Applied Psychology*, 88(2), 207-218.
7. Weberg D. (2010). Transformational leadership and staff retention: an evidence review with implications for healthcare systems. *Nursing administration quarterly*, 34(3), 246–258. <https://doi.org/10.1097/NAQ.0b013e3181e70298>